

# Let Music Make Learning Fun

Jack Hartmann's

Hop 2 It



Music®

"music that makes learning fun...for everyone!"™

# To Market, to Market

*"Rhymin' To The Beat-2"*

*Jack Hartmann*

**Standard:** The student identifies words and constructs meaning from text, illustrations, graphics, and charts using the strategies of phonics, word structure, and context clues.

## Skills/Concepts

- ❖ Onsets/rimes Awareness
- ❖ Rhyming Awareness
- ❖ Phoneme Substitution
- ❖ Large Motor Skills



## Activities

- ❖ Create movements for the song. If space allows have children run, skip, hop, and gallop.
- ❖ Create props for children to retell the nursery rhyme/song. These items can be placed at the reading center with a chart of the rhyme and the music.
- ❖ Put song on sentence strips and leave off the j in Jiggety jig and jiggety jog. Have children replace with another initial consonant-ex: **wiggety wig, wiggety wog.**
- ❖ Make an innovation of the nursery rhyme. Use different animals and different actions.

# Who Is at the Zoo?



*"Sing and Move at the Alphabet Zoo"* Jack Hartmann

**Standard:** The student identifies words and constructs meaning from text, illustrations, graphics, and charts using the strategies of phonics, word structure, and context clues.

## Skills/Concepts

- ❖ Rhyming Awareness
- ❖ Identifying Rhyming Words
- ❖ Auditory visualization: Creating a picture in your mind based on the word clues,
- ❖ Making Predictions
- ❖ Using Context Clues

## Activities

- ❖ Play *"Who is at the Zoo"* game.
  - Have one child in the class close his/her eyes. Give him/her a picture of a zoo animal. The rest of the class gives clues so the child holding the animal can guess what animal they have.
- ❖ Have students write their own clues and have a friend try to guess their animal.
- ❖ Put the words to the song on chart paper. Leave the name of the animals off the chart. Have the children use the context clues to try to guess the animal.



**Standard:** The student increases comprehension by rereading, retelling, and discussion.


**Standard:** The student drafts and revises simple sentences and passages, stories, letters, and simple explanations.

### **Skills/Concepts**

- ❖ Understanding consequences
- ❖ Sequencing events
- ❖ Writing an expository (writing to explain) piece
- ❖ Moving to a beat

### **Activities**

- ❖ Follow the movements given in the song: roll-em up; rock-em up; tickle-em up. Give children inexpensive sunglasses to wear while singing and dancing.
- ❖ Ask students why Humpty Dumpty had this accident (He was playing in a very high place). Have children illustrate and write their ideas for safer ways Humpty could play.
- ❖ Sequence the events in Humpty Dumpty. Use illustrations of the rhyme to help young children.
- ❖ Have the children explain (expository) through writing, how they would try to put Humpty Dumpty together again.



## The Gingerbread Man



I found this story to be a great first day of school activity

Read the story of the Gingerbread man and tape a note to the last page of the book that reads: Don't worry about me, I'm here running around the school. Come find me.

### Tour of School

Have notes in different parts of the school that are points of interest. They could say, I visited your cafeteria and said hello the nice workers, they said to come on in for a tour. Take your class through the cafeteria and have the workers tell the class they saw him run towards the office. After touring the office and meeting the principal the principal can hand you a note with the next clue. I've included the art and music room and P.E. department. The last clue should lead your class back to your room.

### Decorate Cookies

In your classroom have an aide or volunteer put a stuffed gingerbread man on the teacher's chair and gingerbread cookies with icing and mini M n'M's to decorate their cookies. I like to have the Jack Hartmann Gingerbread Man song playing in the background as they decorate

### Take a bite

When students are finished decorating ask them to take their first bite. After they've done so ask them to look at which part of the Gingerbread man they bit first.

### Make a Graph

As students finish they can join you for a graphing activity. Write each student's name under the gingerbread man's body part they bit first. Discuss graph. Which body part got eaten first the most? Compare graph using vocabulary terms; most, least, same as.




### Compare different versions of The Gingerbread Man

There are many different versions of this story. Some are from other cultures. Read different versions and discuss there similarities and differences.

### Retell and Sequence the story

I like to have felt characters or stuffed characters for my Literature Center. This allows student to act out and re-tell the story.

*The Gingerbread Man* by Jack Hartmann can be played in this center also to facilitate re-telling the story.




# Over In the Ocean

*Book and Song*

*"Rhymin' to the Beat Vol. 2"*

*Jack Hartmann*




## *Activities*

- Retell story using flannel board cutouts of the different characters in the song/story.
- Do a story innovation of "*Over in the Ocean*" book and create class book (Ex: use other ocean animals, forest animals, or zoo animals).
- Make up movements for each of the verbs in the song. Ex: wiggle, glide, swim, jump
- Make a mural of the ocean including all the animals from the song. Have the song written on the mural so the children can match the pictures with the text.

# The Cool Itsy Bitsy Spider

Jack Hartmann "Hip-Hop AlphaBop 2"



**Standards:** Identifies words and constructs meaning from text, illustrations, graphics and charts using the strategies of phonics, word structure, and context clues

**Skills/Concepts:** Listening, rhyming ,patterns in reading, vowel pairs-ou, ai, sequencing, story retelling, keep trying and never give up, goal setting

## Activities:

- Have the following items available for the children to use during the song: spider headbands, rain-stick, spider puppet, instruments-moraccas, rhythm sticks, finger cymbals. These items will add to the excitement of the song, as well as, allow all the children to be involved.
- Make a spider word finder: Use pipe cleaners to make the body and legs. Attach to a short stick. Have the children come up and find words that rhyme, begin with /s/, vowel pairs, etc..
- Have pictures of each of the characters and objects from the rhyme. Have the children retell/sequence the rhyme using the pictures.
- **Draw and Write:** Discuss with the children that the spider in the rhyme never gave up trying to climb up the water spout and he was successful. Have the children draw a picture of something that they are having a hard time learning to do.
- Do a lesson on goal setting: Have them write a goal for learning the one thing they found hard to do (picture they drew previously).
- Re-write the rhyme Have the spider climb up, around, under, something else. Create a class book or mural.

# The Silly Pirate Song

Jack Hartmann

*"Hip-Hop AlphaBop 2"*



**Standards:**

- Increase comprehension by rereading, retelling, and discussion
- Uses knowledge of appropriate grade, age, and developmental level vocabulary in reading

**Skills/Concepts:** Story retelling, sequencing, listening

**Activities:**

- Identify the meaning of the word interrupt. Have the children take turns role playing different types of interruptions.
- Sequence the song: Give students pictures of each of the things that interrupt the pirate. Have them put the pictures in the correct order. This can be placed at a music/listening center for independent practice.
- Have students act out the song. Divide the class and assign parts: pirate, interrupters and noise makers.
- Have students brainstorm a list of other things that could interrupt the pirate. Have students draw pictures to go with the interruptions. Create a class book.

# The Alligator Chomp


"Math All Around Me"

Jack Hartmann

**Standard:** The student uses number patterns and the relationships among counting, grouping, and place value strategies to demonstrate an understanding of the whole number system.

## Skills/Concepts

- Patterning
- Counting 1-5



## Activities

- Have children make alligator headbands or puppets to use as they sing the song.
- Put students in groups of 2, 3, 4, and 5. Each group does the Chomp part when it is their turn according to the song. Have the children use their hands and arms in a chomping motion.
- Read books about alligators. Discuss the alligator's habitat.



# Jack be Nimble



Rhyming to the Beat Vol. 1 by Jack Hartmann

Have students sing *Jack be Nimble* and act out jumping over the candle stick as the song directs.

## Extension Activity #1

Story retelling, recognizing names in print

Write or Print out the lyrics to Jack be Nimble on chart paper leaving the space blank where Jack's name appears in the song. Add Velcro strips to the blank space. Have word cards with student's names on each card with Velcro backing. As the song is played place a name card on the chart and have class substitute the name on the card for Jack's name in the song.

be nimble,  be quick.

jump over the candlestick.

Jump, jump, jump  jump.

Get ready, get set, jump, jump, jump  jump

## Extension Activity #2

Song Innovation, Cause/Effect

Have students name other ways Jack could move with the candlestick. Have them sing an innovation of the song with new directions and act them out.

Examples: hop around the candlestick, skip over the candlestick, Crawl around the candlestick etc.

Discuss fire safety and why we would never jump over a lit candle. Illicit from students what could possibly happen when Jack jumped over the candlestick.

# Rockin Hip-Hoppin Apples and Bananas

Children will find it fun to dance and sing along to this rockin' and hip-hoppin' version of "Apples and Bananas".



## **Extension #1 includes skills in listening, classifying, sharing**

Sing "Rockin Hip-Hoppin Apples and Bananas" with the class. Have the group discuss what food group apples and bananas belong to. Have students name other types of fruit. Have many different fruits and vegetables on display to view and have them pick out which items are fruit.

## **Extension #2 includes skills in sorting and vocabulary building**

Once the fruits are classified they can be sorted into like groups.

Start with the question, "how are these fruits alike/ different"? Fruits can be sorted by colors, shapes, size, taste (sweet/sour), texture (smooth skin/rough skin).

## **Extension #3 includes creative expression**

Children can create designs with fruit prints. Allow students to dip fruits that are sliced in half in tempera paint or large ink pads (Popsicle sticks inserted in fruit make a great handle) then stamp fruit on large art paper. Have students observe how the fruits look on the inside and how each fruit looks when stamped on paper.

## **Extension #4 includes reading, taste discrimination, story re-telling**

Read "Johnny Appleseed" and have students retell story. Show students different types of apples (Golden, Red Delicious, Granny Smith, Gala, etc) slice apples and let students taste and then select their favorite type of apple. Use vocabulary such as sweet, tart, juicy crisp etc. Ask student if they can name other items that are made from apples (apple juice, apple pie, applesauce, caramel apples).

# Jack Hartmann's Hop 2 It Music®

*"music that makes learning fun...for everyone"*

**CD, DVD, Songs and Song Sessions**



Jack Hartmann's  
Hop 2 It




**Toll Free: 1-888-219-2646**

**Local - Tampa Bay: 727-393-7012**

**[www.jackhartmann.com](http://www.jackhartmann.com)**

Jack Hartmann's  
Hop 2 It





# Why Is Jack's Music so EFFECTIVE in the Classroom?

Jack Hartmann M.A. BMI

President: Hop 2 It Music

- Jack understands what young children need to know to be successful in school and in their world.
- Simple melodies, silly songs, up-beat rhythms and diverse beats in his music will energize and motivate children to learn.
- Good readers need good rhythm. Jack's music provides ample opportunity for children to tap, clap, and stomp their feet.
- The concepts and skills introduced in Jack's songs are always age and developmentally appropriate. This makes his music a valuable teaching tool.
- Jack's songs stimulate children's brain and body development. His songs are designed to help children move, sing, dance, and interact with others.
- His belief that young children need to develop self-esteem and have a strong foundation in social skills is evident through his use of positive themes.
- High interest topics that appeal to young children are found on all of Jack's CD's.
- Jack's songs are always based on research and educational standards. His songs must get the "*stamp of approval*" from both children and teachers before they are published by his company *Hop 2 It Music*.
- From hip-hop, to reggae, to rap, Jack's songs give children the opportunity to experience music of different musical styles and cultures.
- Clear voices and accurate letter sound pronunciation makes Jack's music the perfect choice for teachers.

# Music Keeps Your Body and Brain in Tune



*Jack Hartmann M.A., BMI*

*President: Hop 2 It Music*

*"If you can speak, you can sing. If you have feet, you can dance."*  
*African Proverb*

Teachers of young students have long known that children learn concepts and skills easily through music and movement.

**Music stimulates the young brain and increases the number of neural connections, making it a valuable and precious tool for early childhood educators.**

- Research has shown that optimal learning occurs through active participation in music and movement.
- Music and movement can help focus a learner's attention and keep students engaged.
- Singing is a natural way for children to experience and develop oral language.
- Using music as an instructional tool allows teachers to accommodate children with different learning styles.
- Music and movement develops and improves memory skills. Putting concepts, skills and information to rhythm and rhyme allows students to recall material and information quickly and easily.
- Music can be used to provide an introduction to a variety of early childhood topics.

***Music and movement provide students with learning experiences that are Positive, Memorable, and Fun!!***

# Reading with Rhymes

## "Why Teach Nursery Rhymes?"

Jack Hartmann M.A., BMI President: Hop 2 It Music



*Teaching students nursery rhymes gives children the opportunity to be exposed to the rhythms and patterns of language. The sing-song nature of nursery rhymes, makes it easy for most children to learn them quickly. Nursery rhymes can be used to teach and develop many essential literacy skills:*

- ❖ **Oral Language**-Nursery rhymes are short in nature and are easily memorized by children. Once memorized, children love to retell the rhyme over and over again. This repetition allows for fluency and expression to be developed.
- ❖ **Phonemic Awareness**-Nursery rhymes encourage children to develop phonemic awareness by focusing on rhyming word endings (rimes) and extending word play.
- ❖ **Phonics**- Phonics refers to the association of letters with the sounds they represent. A key strategy is to group words with similar patterns or rimes. Word families contain the same pattern such as: ball, fall, wall. Nursery rhymes often contain many word families.
- ❖ **Vocabulary Development**-Once children are familiar with the nursery rhyme, a focus on new vocabulary words that are found in the rhyme can begin. Nursery rhymes can also introduce children to every day living concepts (safety, different types of homes, comparisons between long ago and now). Understanding these concepts will enhance a child's vocabulary.
- ❖ **Fluency**-Oral fluency is marked by expression. Reciting nursery rhymes is a wonderful way to practice this skill at a very young age. Fluency helps children move from decoding and word recognition to comprehension.
- ❖ **Comprehension**-Teachers can use nursery rhymes as a starting point for teaching children comprehension strategies. Asking who, what, where, when and why questions, encourage children to recall words and facts from the rhymes, as well as, make inferences, comparisons and problem solve.

# LANGUAGE & LITERACY

## RHYMIN' TO THE BEAT - VOL. 1 - FOR AGES 1 TO 7

Baa, Baa, Black Sheep  
Hey Diddle, Diddle  
Hickory Dickory Dock  
Humpty Dumpty  
I'm a Little Teapot

Itsy Bitsy Spider  
Jack & Jill  
Jack Be Nimble  
London Bridge Is Falling Down  
Mary Had a Little Lamb

One, Two, Buckle My Shoe  
Paddycake  
Three Cool Mice  
Twinkle, Twinkle, Little Star

## RHYMIN' TO THE BEAT - VOL. 2 - FOR AGES 1 TO 7

I Know An Old Lady  
Little Bo Peep - Country  
Little Bo Peep - Rock  
Little Boy Blue  
Little Miss Muffet  
Mary, Mary Very Caring

Mother Goose Party  
Old King Cole  
Old Mother Hubbard  
Over In the Ocean  
Pease Porridge  
Rags

Starlight, Starbright  
There Was An Old Lady  
This Little Pig  
To Market, To Market

## HIP-HOP ALPHA BOP - VOL. 1 - FOR AGES 4 TO 8

### 2 CD SET-INCLUDING SOUNDTRACKS AND OPEN-ENDED INSTRUCTIONAL VERSIONS

Clapping Machine 1 & 2  
Compound Words  
Cool Head & Shoulders, Knees &  
Toes  
Freeze It  
Goldilocks And The 3 Bears Rap  
Have You Heard About Compound Words  
Hello All Around The World  
Hip-Hop Humpty

Hip-Hop To The Alphabet  
I See Colors  
I'm Learning To Read  
Is It a Word or Not  
It's a Big World  
Letter Sounds Yo Yo  
Make New Sounds  
Mrs. Clangbangbongbo  
Old McDonald Had A Farm (E/S)

Popcorn Words  
Proud To Be An American  
The All Wrong Old McDonald Song  
The Letter Sound Listening Game  
The Reasons I Teach  
These Are The Vowels  
Two Letters That Work Together  
You Let Him Sing

## HIP-HOP ALPHA BOP - VOL. 2 - FOR AGES 3 TO 8

5 Funky Little Monkeys  
Be a Family Of Words  
Down In The Jungle  
Groovin' Peanut Butter & Jelly  
Hand Print On Our Hearts  
Hip-Hop Tooty Ta  
Hop Over It  
Jack's Miss Mary Mack  
Let's Make Words  
Make a Rhyme, Make a Move

Move To The Alphabet  
Popcorn Words (4, 5 & 6 Letter Words)  
Rockin, Hip-Hoppin' Apples & Bananas  
Start This Day With A Song  
The Cool Itsy Bitsy Spider  
The Cowboy Dance  
The Silly Pirate Song  
Words  
Workout To The Letter Sounds

## RHYMING TO READ - FOR AGES 1 TO 7

A Beautiful Day  
Baa, Baa, Black Sheep  
Feel the Music Play  
Happy Humpty Dumpty  
Hey Diddle Diddle  
Hickory Dickory Dock  
I'm a Little Teapot (Tricia sings)  
Itsy Bitsy Spider Rock

Jack and Jill  
Jack Be Nimble  
London Bridge  
Mary Had a Little Lamb  
Mr. Crocodile  
One, Two, Buckle My Shoe  
Paddycake, Paddycake  
Reggaeton Tooty Ta

Rhyming To Read  
Three Cool Mice  
Three Elephants  
Twinkle Twinkle Little Star - Music  
Twinkle Twinkle Little Star (Savana sings)  
Wheels On The Bus Rap

# LANGUAGE & LITERACY

## LANGUAGE PLAY & LISTENING FUN - FOR AGES 3 TO 7

A Flea And A Fly	Move To The Sounds	That's Rhymin'
ABC Samba	My Silly Zoo 1 & 2	The Echo Dance
Apples & Bananas	Names In Motion 1 & 2	The Name Game 1 & 2
Butterfly	Party In The Jungle	Three Little Pigs Groove
Chicka, Chicka, Boom, Boom	Peter Piper	Whether The Weather
Fuzzy Wuzzy	Play With Names 1 & 2	Woodchuck
Hands Up For Letter Sounds	Rap, Clap & Rhyme 1 & 2	Zip-A-Dee-Doo-Dah
Let's Read Together	Rock Around & Rhyme 1 & 2	Zip-A-Dee-Doo-Dah (Music)
Listen To The Sounds 1 & 2	Rockin' Rhymin' Teddy Bear 1 & 2	

## SING AND MOVE AT THE ALPHABET ZOO - FOR AGES 4 TO 8

Alphabet Zoo	Please Say Cheese
Animal Alphabet Cheer (Letter Sounds)	Rhymin' Lion
Animals Exercising	Rocco The Rhyming Rhino
Benny The Blending Baboon	Stretchy The Word Snake
Chunk It	The Animal Alphabet Cheer
Count And Move	The Animal Hokey Pokey
Count The Animal Sounds	The Animal Parade
Do Like The Animals Do	The Celebration Song
Down In Jamaica	Three Billy Goats Gruff
Miguel The Magic Monkey	Who Is At The Zoo
Monkey Say, Monkey Do	

## SHAKE, RATTLE N' READ - FOR AGES 4 TO 8

ABC Disco	Reggae Rhyme 1 & 2
All Together 1 & 2	Rhyme & Move 1 & 2
Count the Sounds 1 & 2	Special Soup
Do The Wordstretch 1 & 2	That's the Way We Read
Down By The Bay	The Gingerbread Man
Family of Words 1 & 2	The Word Game 1 & 2
I Can Make New Words 1 & 2	Tongue Twisters
I'm a Word Detective	Vowel Sounds Samba
Keep On Reading	What Word Makes Sense
Learning Letter Sounds	What's That Sound 1 & 2
Ready to Read	WORDS

## WORD FIESTA - FOR AGES 4 TO 8

2 CD SET-INCLUDING SOUNDTRACKS (SONGS IN ENGLISH ONLY=E: SPANISH ONLY=S: ENG & SPAN=E/S)

Birthdays (E/S)	Latin Letter Sounds 2 (E)
Brand New Day (E/S)	Listen To The Sounds 1 (E/S)
Days Of The Week (E/S)	Listen To The Sounds 2 (E/S)
Fiesta On The Farm 1 (E/S)	Move To The Numbers 1 (E/S)
Fiesta On The Farm 2 (E/S)	Move To The Numbers 2 (E/S)
Five Little Fish - Cinco Pecesitos (S)	Opposite Conga (E/S)
Four-Seasons (S)	Powwow (E/S)
Hip Hop Hokey Pokey (S)	Powwow (S)
Hokey Pokey (E/S)	Ridin' On The Bus (S)
I Love You No Matter What (E)	Show Me How You Feel (E/S)
I Love You No Matter What (S)	Show Me How You Move (E/S)
I've Got Music In Me (E/S)	Ten Little Fish - Diez Pecesitos (S)
Itsy Bitsy Spider (S)	We Sing Together 1 (E/S)
Latin Letter Sounds 1 (E)	We Sing Together 2 (E/S)

## MATH

### MATH ALL AROUND ME - FOR AGES 3 TO 8

Animal Fingers  
Birthdays  
Body Math  
Count by 2's  
Count by 5's  
Countdown to Blastoff  
Counting On  
Going On A Treasure Hunt

Head & Shoulders, Baby  
I'm a Circle  
I'm a Square  
Make a Pattern - 1  
Make a Pattern - 2  
Math All Around Me  
Math in Motion  
More Body Math

Roll Over  
Shake Your Hands  
Shake Your Shape  
Show Me How You Move  
The Alligator Chomp  
Thirty Days Has September  
This Old Man  
Today, Yesterday & Tomorrow

### MATH IN MOTION - FOR AGES 4 TO 8

Color, Shape & Size  
Count by 10's  
Counting 1-20  
Counting Time  
Five Little Monkeys  
Five Senses  
Let's Go To Hollywood  
Looby Loo

Make a Group  
Match My Clock  
Math In Motion  
Move Fast, Move Slow  
Number Writing Rhyme  
Numbers All Around  
Playing At The Park  
Save Your Pennies

Show Me The Money  
So Big  
Start The Day  
Ten Little Donkeys  
That Makes Cents to Me  
The Beanbag Bop  
What Number Comes Next

### MULTIPLY BY MUSIC - FOR AGES 7 AND OLDER

Eight  
Eleven  
Five  
Four  
Hip-Hop Cool Quiz  
Hip-Hop Cool Quiz (Open)

Nine  
One  
Rockin' Cool Quiz  
Seven  
Six  
Ten

The Switch  
Three  
Twelve  
Two  
Zero  
Plus: Five Bonus Songs

### MOVIN' 2 MATH - FOR AGES 2 TO 7

Chicken Count  
Could It Happen or Not  
Daddy's Special Stew  
Dancin' 2's (Counting to 100 by 2's)  
Day's of The Week Rap Back  
Exercise & Count by 5's (Counting to 100 by 5's)  
Hip-Hop Around The Clock  
Hip-Hop Around The Clock (open - any times)  
Kangaroo Learns Left and Right  
Let's Get Fit (Counting to 100 by 1's)  
Let's Get Fit (Open Exercises)  
Make Any Shape and Freeze

Make Any Shape and Freeze (open - any shapes)  
Math Word Cheer  
Movin' 2 Math  
Mr. Alligator Can Chomp  
Mr. Alligator Can Chomp (open - any numbers)  
My Whole Body Can Move  
Right Here  
Roller Coaster Ride  
The Add and Subtract Body Part Dance  
This Mother's Day  
This Mother's Day (Music Only)

## SCIENCE, SOCIAL STUDIES, GRAMMAR AND TEST TAKING

### COOL BEATS THAT TEACH™ - FOR AGES 6 AND UP

Action Verbs  
All the Days of Your Life  
Community  
Earthquake  
Force  
Is It a Noun or Not  
It Makes Me Stop  
Matter Really Matters

Right Here (bones)  
Right Here (muscles)  
Scientific Method Song  
Seven Continents  
Sing the States  
Six Simple Machine Rap  
Step By Step  
Test Taking Chant 1

Test Taking Chant 2  
Water Cycle  
What Is a Noun  
What's the Matter  
Workout and Count  
World of Motion

## FITNESS AND EXERCISE

### EXERSONGS™ MUSIC THAT MAKES FITNESS FUN - FOR AGES 3 TO 8

Alphabet Workout  
Animals in Action 1  
Animals in Action 2  
Around the World  
Born to Move  
Coach McDougal Had a Team  
Connect With a Friend & Freeze  
Cool Cat's Cool Down  
Counting Forward, Counting Back

Crazy 8's  
Crossover - Latin  
Exercise as a Family  
Exercise is Cool  
Exercise to the Alphabet  
Machines in Motion  
Milton the Mouse Likes to Help  
Around the House

My Fingers Can Be Animals That  
Exercise  
Ooga Booga Boogie  
Swim to Stay Strong  
Top Dog  
Warm It Up  
Workout in the Gym

## **SOCIAL SKILLS**

### **LEARNING TO LOVE - FOR AGES 4 TO 8**

A Chance to Be Children  
Give the Baby Love  
Good-bye for Today  
I Can Do That  
I Love Myself  
I Love to Have Fun  
I Love You - No Matter What

I Love You - No Matter What (Gentle Version)  
It's a Brand New Day  
It's Love  
Learning to Love  
Together We're a Song  
We Are a Family  
Working Together

### **IT STARTS IN THE HEART - FOR AGES 5 TO 8**

All Together (E/S)  
Caring Friends  
Friendship Chant  
Friendship Chant (Instrumental)  
Get Ready  
I Wish You Well (E/S)  
Let's Celebrate  
Look At Me

My School Family  
People to People (E/S)  
S. T. A. R. Song  
Shubert Shuffle  
That Was Helpful  
Welcome  
You Did It!

### **GETTING BETTER AT GETTING ALONG - FOR AGES 3 TO 8**

All The World Over  
Assertiveness Game  
Bells Of Peace  
Biting Hurts  
Chasing My Dream  
Freddy The Friendly Duck  
Hands To Yourself  
Hello  
Hitting Hurts  
I Love You Mommy  
I'm Thankful  
If Friends Were Flowers  
If You're Angry & You Know It  
Kid's Peace Song  
Positive Power

RESPECT  
Show Me How You Feel  
So Much Love  
Sticky Glue  
Teddy Bear, Teddy Bear  
The Lion & The Mouse  
The More We Move Together  
The Potty Dance  
These Are My Hands  
This Is The Way  
Three Kind Mice  
Together  
We Can Make A Better World  
Whole Lotta Love  
Work It Out With Words

## **REST TIME - QUIET TIME**

### **COUNTING PIGGY TAILS - FOR AGES 1 TO 6**

ABC Lullaby  
Butterfly Flutter By  
Colors Of The Rainbow  
Counting Piggy Tails  
Everyone Needs To Rest  
Humpty Dumpty Lullaby  
I Love You - No Matter What  
I Love You - No Matter What, (Music Only)  
Magic Pony

Make Beautiful Wishes  
Show Kindness Every Day  
The Days Of The Week  
The Golden Rule  
There's Someone Who Loves You  
There's Someone Who Loves You (Music)  
We Are a Family  
We Are a Family (Music Only)

## **SOCIAL SKILLS**

### **LEARNING TO LOVE - FOR AGES 4 TO 8**

A Chance to Be Children  
Give the Baby Love  
Good-bye for Today  
I Can Do That  
I Love Myself  
I Love to Have Fun  
I Love You - No Matter What

I Love You - No Matter What (Gentle Version)  
It's a Brand New Day  
It's Love  
Learning to Love  
Together We're a Song  
We Are a Family  
Working Together

### **IT STARTS IN THE HEART - FOR AGES 5 TO 8**

All Together (E/S)  
Caring Friends  
Friendship Chant  
Friendship Chant (Instrumental)  
Get Ready  
I Wish You Well (E/S)  
Let's Celebrate  
Look At Me

My School Family  
People to People (E/S)  
S. T. A. R. Song  
Shubert Shuffle  
That Was Helpful  
Welcome  
You Did It!

### **GETTING BETTER AT GETTING ALONG - FOR AGES 3 TO 8**

All The World Over  
Assertiveness Game  
Bells Of Peace  
Biting Hurts  
Chasing My Dream  
Freddy The Friendly Duck  
Hands To Yourself  
Hello  
Hitting Hurts  
I Love You Mommy  
I'm Thankful  
If Friends Were Flowers  
If You're Angry & You Know It  
Kid's Peace Song  
Positive Power

RESPECT  
Show Me How You Feel  
So Much Love  
Sticky Glue  
Teddy Bear, Teddy Bear  
The Lion & The Mouse  
The More We Move Together  
The Potty Dance  
These Are My Hands  
This Is The Way  
Three Kind Mice  
Together  
We Can Make A Better World  
Whole Lotta Love  
Work It Out With Words

## **REST TIME - QUIET TIME**

### **COUNTING PIGGY TAILS - FOR AGES 1 TO 6**

ABC Lullaby  
Butterfly Flutter By  
Colors Of The Rainbow  
Counting Piggy Tails  
Everyone Needs To Rest  
Humpty Dumpty Lullaby  
I Love You - No Matter What  
I Love You - No Matter What, (Music Only)  
Magic Pony

Make Beautiful Wishes  
Show Kindness Every Day  
The Days Of The Week  
The Golden Rule  
There's Someone Who Loves You  
There's Someone Who Loves You (Music)  
We Are a Family  
We Are a Family (Music Only)

## VARIETY OF EARLY CHILDHOOD TOPICS

### I'VE GOT MUSIC IN ME - FOR AGES 1 TO 8

ABC Disco  
America To Me  
Be The Best You Can Be  
Big Numbers  
Body Boogie  
Five Little Fish  
Here It Is  
Hip Hop Hokey Pokey  
I've Got Music In Me

Learning Letter Sounds  
Months Of The Year Line Dance  
Ollie The Otter  
One Small Voice  
Opposite Conga  
Ridin' On The Bus  
Seven Days Of The Week  
Watson

### FOLLOW A DREAM - FOR AGES 3 TO 8

A Place On The Farm  
Five Big Dinosaurs  
Follow A Dream  
Friends  
Give It Your Best  
Good Foods  
If You're Angry - And You Know It  
Itsy Bitsy Spider  
Move Those Muscles

My Body's a Friend To Me  
One Voice For Children  
Peace  
Peace Soup  
Sports Dance  
Spread A Little Sunshine  
Swim To The Top  
The Dinosaur Stomp  
The Olympic Games

### COLORS ALL AROUND - FOR AGES 3 TO 8

Beautiful Butterfly  
Body Magnets  
Celebrate America  
Circus On Parade  
Colors All Around  
Doin' Good In The Neighborhood  
Four Seasons  
I Am A Flower

It's Cleanup Time  
Let's Go  
Real Smart Snakes  
Save The Earth  
The Bop Stop  
The Worm Workout  
We Share So Much  
Weather Walk

## CELEBRATION & HOLIDAYS

### RHYTHMS & RHYMES FOR SPECIAL TIMES - FOR AGES 4 TO 8

Be My Valentine  
Bunny Boogie  
Celebrate Kwanzaa  
Celebrate The Spring (April)  
Follow Me To The Apple Tree  
Four Seasons  
Friends and Family (November)  
Give Thanks  
Hanukkah, Hanukkah  
Holiday Time Of The Year, (December)  
It's Your Birthday  
It's Your Birthday  
Kwanzaa  
Little Hands  
Milton The Dancing Christmas Mouse

One Hundred Days Of School Today  
Powwow  
Rise Up - M. L. K. Day  
Rockin' Into October  
Schooltime Is Here (August)  
Schooltime Is Here (September)  
Season Of Fall (September)  
Sing Into Spring (March)  
Summer Days (June)  
Summertime (July)  
The Beautiful Month Of May  
The First Month Of The Year (January)  
The Good Earth  
The Year's Shortest Month (February)